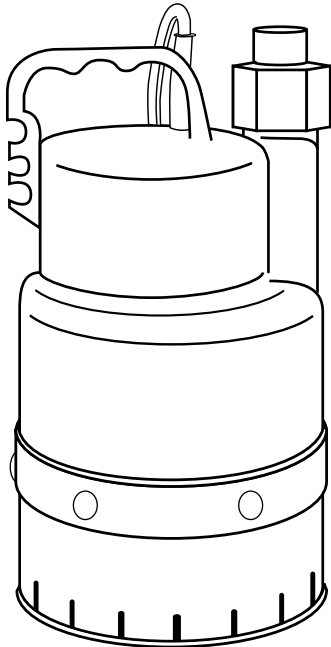


UP-1500-DC

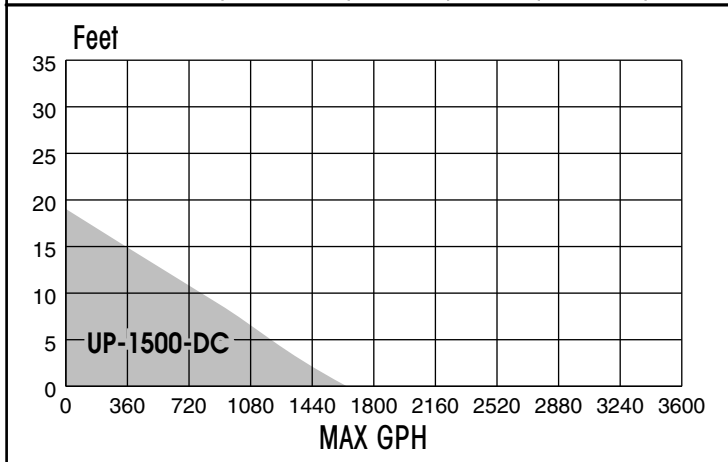
12 V Battery Operated Submersible or Inline Pump

Energy Efficient, Submersible Pumps for Decorative Fountains, Waterfalls and Filters

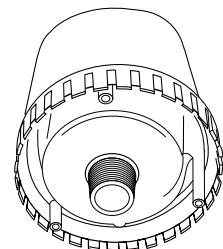


Pump Performance Chart

Stock No.	Watts	Max Head	GPH	0'	3'	10'	15'	23'	26'	L	W	H
UP-1500-DC	150	18'	1640	1640	1347	760	317	0	0	6-1/5"	6-1/5"	11"



- Battery Powered 1640 GPH submersible or inline pump..
- 20' cord with battery terminal connection clamps.
- 12 volt DC-motor, 150 watts, 1/6 HP, 12.5 amp.
- Ceramic mechanical seal.
- One year warranty.
- 1-1/4" threaded inlet beneath base plate for inline use.
- Comes complete with 3/4" male hose adapter.
- Connects directly to your tractor, truck, boat or car battery.
- Oil-free construction makes it safe to remove water from livestock troughs, fish tanks or ponds.
- Portable and ideal for remote areas or where conventional electric power is not available.



In-Line Suction Adapter



United Pump, Inc.
2357 Ventura Dr., Suite 102
Woodbury, MN 55125

Phone: 651-731-1001
Fax: 651-731-8404

*United Pump's pumps are reliable,
efficient and attractive.*