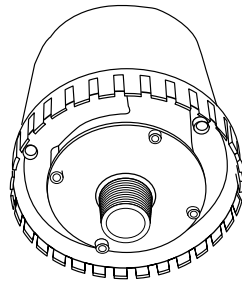
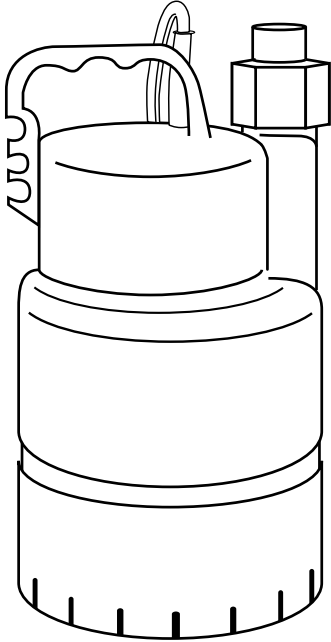


UP-1500-P(A)
 UP-2500-P(A)
 UP-4000-P(A)
 PBFS

Plastic Utility Pump

Energy Efficient, Submersible Pumps for Decorative Fountains, Waterfalls and Filters



In-Line Suction Adapter

PBFS

*Piggy-back
 Float Switch*

*Cord Lengths:
 10'
 15'
 20'
 30'*

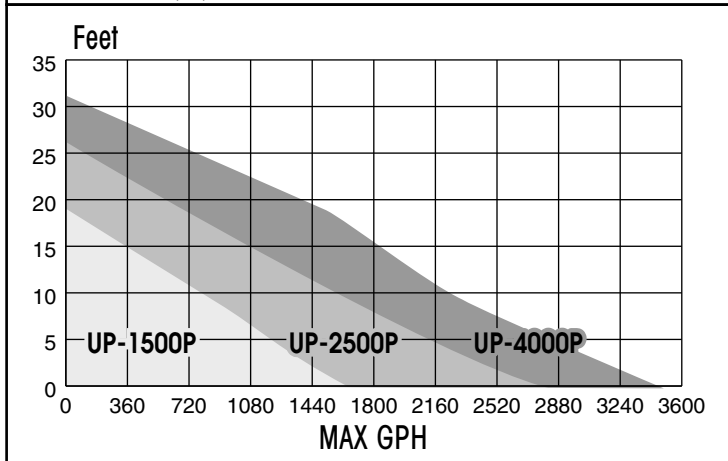


Automatic Float Switch (A)



Pump Performance Chart

| Stock No. | Watts | Max Head | GPH | 0' | 3' | 10' | 15' | 23' | 26' | L | W | H |
|--------------|-------|----------|------|------|------|------|------|------|-----|--------|--------|---------|
| UP-1500-P(A) | 275 | 18' | 1640 | 1640 | 1347 | 760 | 317 | 0 | 0 | 6-1/5" | 6-1/5" | 9-4/5" |
| UP-2500-P(A) | 517 | 26.2' | 2850 | 2850 | 2377 | 1712 | 1204 | 380 | 0 | 6-1/5" | 6-1/5" | 10-2/3" |
| UP-4000-P(A) | 735 | 32.9' | 3550 | 3550 | 3060 | 2250 | 1810 | 1200 | 703 | 6-1/5" | 6-1/5" | 10-2/3" |



- Low energy usage and highly efficient operation. Operate at very low amperage.
- Pumps are suitable for water fountains and waterfalls; for drainage of clean liquids.
- Motor is 115 Volt, 60Hz, thermal protected.
- Impeller volute is made of GE NORYL.
- Ceramic mechanical seal.
- Models with Automatic float switch ideal for basement sump pump.
- Continuous duty energy efficient motor saves money on energy costs.
- Pumps operate without use of oil.
- Bottom plate snaps off for easy cleaning.
- 1-1/4" MIP or 3/4 male hose-thread outlet.
- 1-1/4" MIP inline connection.
- Shaft is stainless steel AISI 303.
- (A) indicates automatic float switch.
- 20 foot cord (models with float switch have cord length of 10 feet).



United Pump, Inc.
 2357 Ventura Dr., Suite 102
 Woodbury, MN 55125

Phone: 651-731-1001
 Fax: 651-731-8404

*United Pump's pumps are reliable,
 efficient and attractive.*